

Introduction

During the third quarter of 2017 the Company achieved an important milestone in its growth. On 4 September, the Company issued £20.09mn of convertible unsecured loan stock (CULS) with a coupon of 3.5% per annum, a conversion premium of 10% and a maturity of 7 years. This CULS issue provides the Company with attractive long-term financing and we welcome our new stakeholders in the Company.

During the third quarter period, the Company paid a quarterly dividend of 1.5p and its book value reduced slightly by 0.88p. In September we gradually increased our exposure, mainly in currencies and credit. At the end of September 2017, the Company's funds remained fully deployed, except for cash retained for collateral and working capital purposes.

During the period under review, the Company's credit exposure generated 0.8%, equity investments returned 1.4% and fixed income exposure contributed 0.2%. EM Currency exposure lost 2.0%. Including movements in the GBP/USD exchange rate, the accounting adjustment for the CULS issuance and the dividend paid, the Company returned 0.6% to its shareholders in the third quarter.

Return Contribution for Each Asset Class		
Asset Class	Year-to-Date	Q3 2017
Credit	2.5%	0.8%
Equity	2.1%	1.4%
FX	-3.1%	-2.0%
Rates	2.1%	0.2%
TOTAL *	1.3%	0.6%

The Company is comfortably on track to meet its target annual dividend yield of 6% and the dividend is well covered by economic income in the portfolio. Breaking down our dividend funding, 1.7% comes from the Company's equity positions and 2.6% is derived from credit positions. Currency exposure contributes 4.3% with the remaining 1.1% coming from APQ Global's strategic and government bond portfolios.

At the end of the third quarter of 2017, the bulk of the Company's overall exposure was in credit and government bonds (60.7% of book value), followed by equity exposure (60.4%). EM local currency bond exposure accounted for 16.2% of book value.

Portfolio Breakdown	
Asset Class	% of Book Value
Credit and Government Bonds	60.7%
EM Local Markets	16.2%
Equities	60.4%
Cash	13.4%
TOTAL	150.7%

Key Facts

Company Name	APQ Global Ltd
Ticker	APQ LN
ISIN	GG00BZ6VP173
SEDOL	BZ6VP17
Board of Directors	Bart Turtelboom Wayne Bulpitt Richard Bray Philip Soulsby
Domicile	Guernsey
Official Listing	The International Stock Exchange London Stock Exchange - AIM
Currency	£ Sterling
Market Cap.	Appr. £80.4m
Book Value Per Share	96.94p*
Dividend	The Company is targeting an initial annualised dividend yield of 6 per cent based on the issue price
Nominated Adviser and Broker	N+1 Singer Advisory LLP
Principal Banker	Barclays Bank NatWest
Legal Advisors	Stephenson Harwood Mourant Ozannes
Company Secretary	Active Services (Guernsey) Limited
Auditors	BDO LLP
Registrar	Capita Registrars (Guernsey) Limited

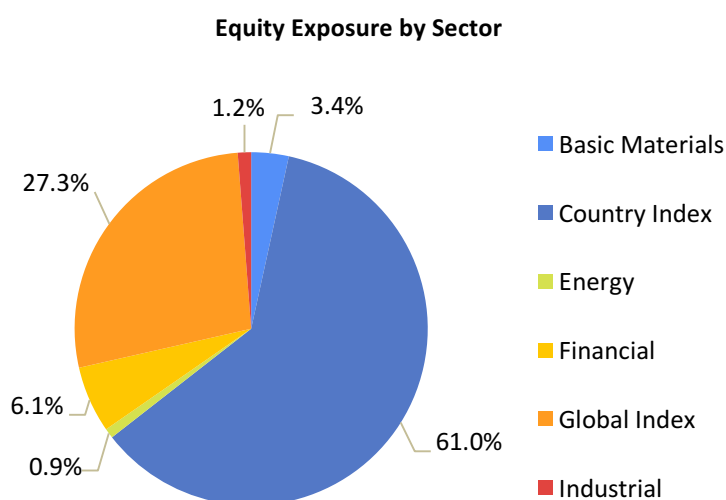
* As at 29 September 2017, please refer to the Important Notice at the end of this document. Total return includes fees, movements in the GBP/USD exchange rate, an accounting adjustment for the CULS issuance and the dividend paid.

Liquid Markets Portfolio

At the end of the third quarter of 2017, the Company's top 10 holdings in the EM equity portfolio were:

EM Equity Exposure	
Security Name	% of Book Value
MSCI Emerging Markets Index	16.1%
Russian Depository Index USD	5.3%
City of London Investment Group PLC	3.6%
Anglo Pacific Group PLC	1.1%
Rio Tinto PLC	0.9%
Cemex SAB de CV	0.7%
Gazprom PJSC	0.5%
BHP Billiton PLC	0.5%
Anglo American PLC	0.3%
Vale SA	-0.7%

The largest EM equity positions remain concentrated in Russia, due to the Company's bullish view on commodities. The Company believes that the global economic growth outlook will continue to be supportive of commodity markets and that Russia offers compelling value. From a sector perspective, the bulk of the Company's EM exposure is in energy, industrials and financials, taking into account the sector composition of index exposure in the EM country indices and global EM.



The Company's emerging markets credit book is well diversified for stable income growth and the largest position is in Petroleos Mexicanos (PEMEX), accounting for 2.0% of book value.

Credit Exposure	
Security Name	% of Book Value
PEMEX 4 7/8 01/18/24	2.0%
SIBNEF 6 11/27/23	1.1%
VTB 6.95 10/17/22	1.1%
ISCTR 7.85 12/10/23	1.1%
BANBRA 9 PERP	1.1%
TCELLT 5 3/4 10/15/25	1.1%
NGERIA 6 3/8 07/12/23	1.0%
NOGLN 8 07/25/22	1.0%

Corporate Overview

APQ Global (Ticker: APQ LN) is a listed emerging markets company based in Guernsey. The Company successfully listed on the Channel Islands Stock Exchange and was admitted to trading on the London Stock Exchange's AIM Market with a market capitalization of ca. £80m in August 2016 ("Admission").

The Company's business strategy will be implemented through three core activities in emerging markets.

The Company manages a liquid markets portfolio of bonds, equities and currencies with a focus on global emerging markets.

The Company is building a portfolio of strategic stakes in emerging markets focused companies at an equity or debt level. In doing so, it aims to be a constructive stakeholder to the management of those companies within the context of a multi-year investment horizon.

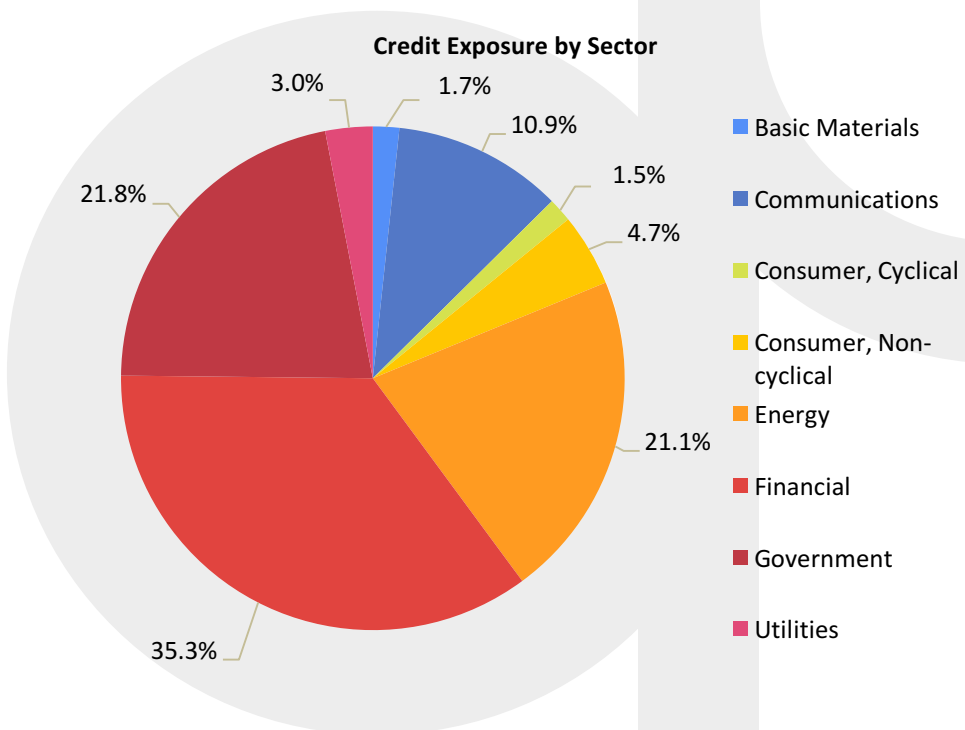
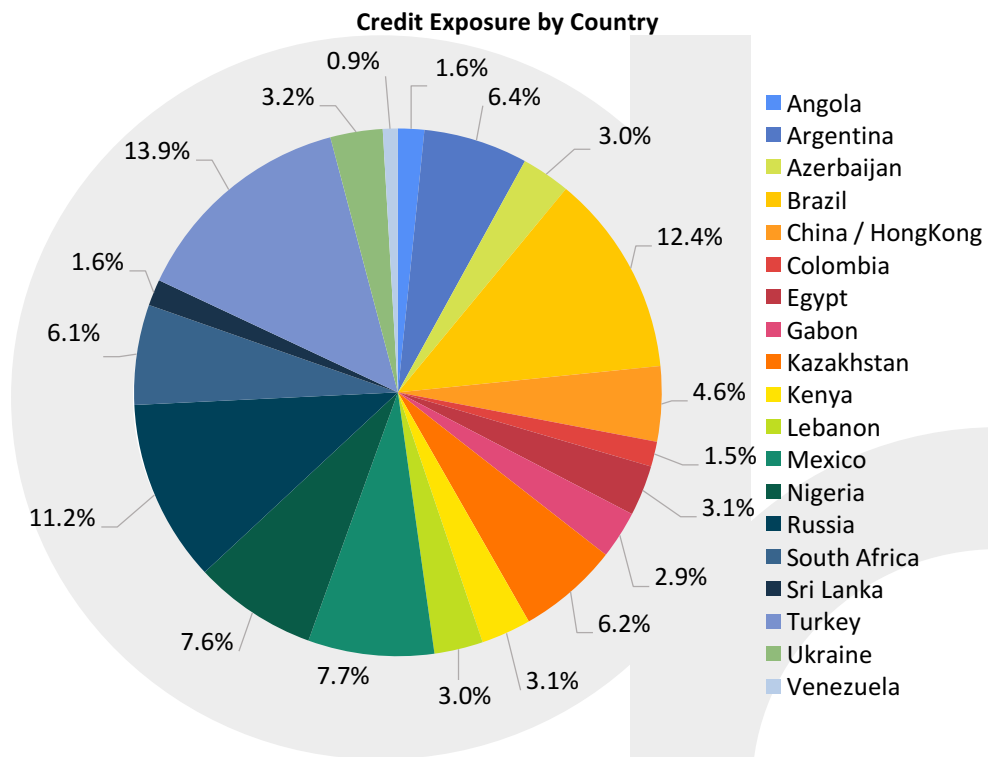
The Company plans to, selectively, acquire management control in emerging markets focused companies with the aim of generating sustainable cash distributions and long-term growth for the Company's shareholders.

APQ GLOBAL

1st Floor, Tudor House
Le Bordage, St Peter Port
Guernsey, GY1 1DB
Channel Islands
ir@apqglobal.com
apqglobal.com

Geographically, the credit portfolio is also well diversified with the largest positions concentrated in Turkey (13.9%), Brazil (12.4%) and Russia (11.2%).

From a sector perspective, the credit exposure is concentrated in government entities, banks and corporations in the energy sector.



During the quarter, the Company significantly increased its direct currency exposure. The largest long positions were held in the Turkish Lira (17.7% of book value), the Brazilian Real (11.8%), Polish Zloty (11.8%) and the Indian Rupee (9.9%).

The Company's cautious stance is reflected in its low sensitivity to overall market movements. The stress tests indicate that the Company would marginally lose 0.38% of book value for a 10% sell-off in the S&P equity index, drop 0.93% in value if credit spreads were to widen 10% and lose 1.02% in value if interest rates in the US were to increase by 1%.

Stress Test Scenarios	
Scenario	Change in % of Book Value
Equity Stress Test (S&P -10%)	-0.38%
Credit Stress Test (Credit Spreads up 10%)	-0.93%
Interest Rates Stress Test (Yields up 1%)	-1.02%

Strategic Investment Portfolio

In addition, the Company has maintained its investment in City of London Investment Group ('CLIG') representing 3.6% of its overall book value. APQ Global believes that the positive outlook for the EM equity asset class, the prudent management and an attractive dividend yield bode well for the CLIG stock price.

The Company also holds 3.1% and 4.2% respectively in two publicly listed EM debt funds (EMD US and EDD US). Both funds trade at appealing discounts and have high annual dividend yields in the range of 8%.

The Company has also built a small stake in Anglo Pacific Group of 1%, a London Main Market listed mining royalty company, through participation in a rights issue earlier in the year to fund a new royalty agreement with a Canadian mining company.

Direct Investment Portfolio

The Company is currently evaluating various business opportunities with a focus on EM which are undergoing a process of due diligence and takes a cautious approach to such investments. The Company will update shareholders in due course on its progress with these potential investment opportunities.

Important Notice:

The price of shares and the income from them may go down as well as up. Past performance is no indication of future performance. Under no circumstances should this information be considered as an offer, or solicitation, to deal in investments. Unless otherwise noted, all numbers are management estimates for the period 1 April 2017 through 30 September 2017. The term 'book value' herein includes the assets of APQ Global and its subsidiaries net of any liabilities. The figure in this announcement is an estimate, and is based on unaudited estimated valuations in accordance with the Company's valuation policy as stated in the Company's AIM Admission Document. In September 2017, APQ Global Ltd issued 4,018 units of £5,000 nominal 3.5 per cent convertible unsecured loan stock 2024 ("CULS") to raise £20.09 million. Under IFRS, the CULS is a financial instrument and has been accounted for under IAS 32 Financial Instruments: Presentation and IAS 39 Financial Instruments: Recognition and Measurement. Therefore, the fair value of the CULS liability component has been calculated, with the difference between this and the fair value of the compound financial instrument as a whole being taken to equity.

Estimated results, performance or achievements may differ materially from any actual results, performance or achievements. No person has authority to give any representations or warranties (express or implied) as to, or in relation to, the accuracy, reliability or completeness of the information in this release, and all liability therefore is expressly disclaimed. Accordingly, none of the Company, the Corporate Services Provider or any of its/their respective members, directors, officers, agents, employees or advisers take any responsibility for, or will accept any liability whether direct or indirect, express or implied, contractual, tortious, statutory or otherwise, in respect of, the accuracy or completeness of the information or for any loss, howsoever arising, from the use of this release. Except as required by applicable law, the Company expressly disclaims any obligations to update or revise the above estimates to reflect any change in expectations, new information, subsequent events or otherwise.